

Sink GK



Kitchen Sinks  
Code: 1401 000



DETAILS

|                        |   |
|------------------------|---|
| Edge/Installation Type | Flush-mount   Top-mount   |
| Finish                 | Foster brushed  |
| Material               | AISI 304 stainless steel  |
| Texture                | Brushed in line   |
| Base                   | 90 cm   |
| Dimensions             | 860x480 mm  |
| Standard fittings      | Fixing hooks, gasket, drain, overflow and siphon, boxed packing |
| Mixer holes            | 2 standard holes  |
| Built-in hole          | View technical data sheet                                       |

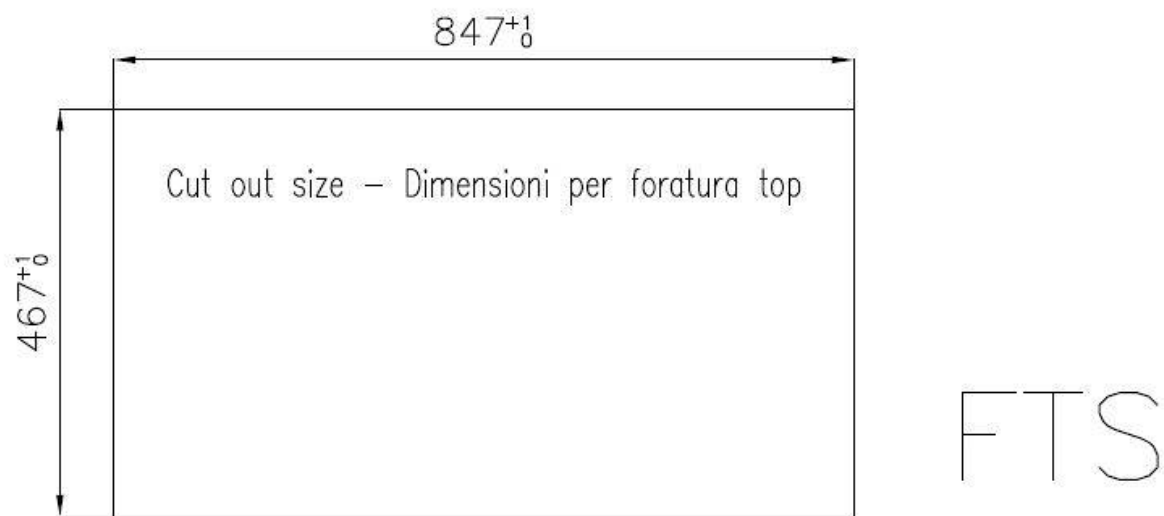
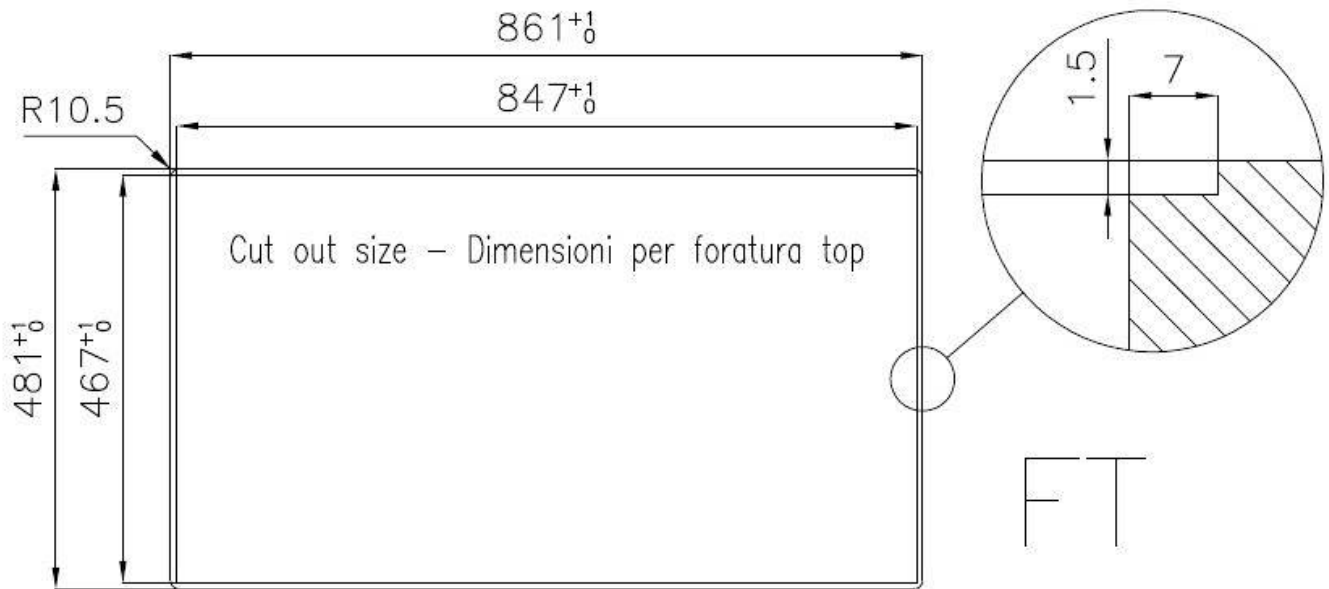
|                 |                                    |
|-----------------|------------------------------------|
| Drainer         | No                                 |
| Width           | 86 cm                              |
| Bowl dimension  | 730 x 440 mm                       |
| Number of bowls | 1 bowl                             |
| Waste fitting   | Drain with automatic control SPACE |

## FEATURES

|                         |  |
|-------------------------|--|
| Automatic waste fitting | The waste-fitting with round remote knob is supplied; a practical accessory which makes it unnecessary to get wet in order to drain the water from the bowl.   |
| Diamond-shape bottom    | The draining of water is an important feature in a sink, and it's always taken good care of in Foster products. In the bent-welded sinks, which would have a flat bottom, the proper draining is guaranteed by the elegant beveling, which helps the water flow. |
| Double mixer hole       | The large tap counter is already fitted with a series of 2 tap holes. In the second hole it is possible to install the remote control of the automatic drain or, alternatively, a practical soap dispenser.  |
| High thickness          | 1mm thick steel. A significant thickness, which guarantees the maximum sturdiness and durability.  |
| Inclined recess         | A deep and inclined recess houses the burners and grigs, allowing to create a single work surface. The inclination also makes it extremely easy to clean the edges.  |
| Perimetral overflow     | The overflow is always a security on the Foster sinks that prevents the overflow of water in case of oversights. The perimeter drain solution improves aesthetics thanks to its square and essential shape.  |
| Save space system       | Drain and siphon are designed to leave as much space as possible in the under-sink area, more and more useful today for theseparate waste collection systems.  |



## Lavello serie GK cod. 1401/000



### GALLERY



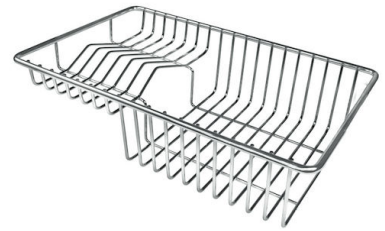
## OPTIONAL ACCESSORIES



**HPDE twin chopping board**  
8644 100



**Iroko-wood sliding chopping board**  
8656 001



**Stainless steel plate rack**  
8100 303



**Graters kit with ring-holder and  
food collection tray**  
8159 101



**Stainless steel perforated tray**  
8151 000